



THE **BOX 70 + 90 SYSTEMS** IS A FULLY ENCLOSED ALUMINIUM CASSETTE BOX. WITH ITS SEAMLESS FINISH, IT PROVIDES AN ELEGANT FACADE TO THE VARIOUS TYPES OF ROLLER BLIND SYSTEMS.

The 70mm version with its slimline appearance is ideal for smaller windows. It may be used with a wide range of ACMEDA Roller Blind Systems, internally, including **Chain Winders, Motorisation & Springs**. The 90mm version shares many similar features, as well as being compatible with the same range of Roller Blind Systems. Its versatility is highlighted by its ability to achieve a wider range of shade sizes including much longer drops. To obtain light blockout on the sides, both **Boxes** are compatible with a unique **2pc Clip-On Side Guide** extrusion, which may be installed in either recess/ceiling or face/wall fix applications. In addition they have the provision for an **Intermediate Centre Guide** extrusion, making the system effective over expansive widths.




■ FEATURES + BENEFITS

COMMON FEATURES

SB01 | BOX 70+90

- Available in both anodised and powder coated colours
- Removable **Snap Lock Covers** allowing simple blind installation & maintenance
- Colour coded **End Caps** with screws for precise fixing
- Both recess/ceiling and face/wall fix installation
- Compatible **Clip-on Side Guide** extrusion providing light blackout
- Unique **2pc Clip-On Side Guide** allows for easy recess/ceiling or face/wall installation
- Colour Coded **Steel Bottom Caps** for **Side Guide** extrusion
- **Intermediate Guide** for linked blinds
- Colour coded rectangular **Bottom Rails**
- Compatible with ACMEDA Systems 30, 40 & 45



SPECIFIC FEATURES

SB01 | BOX 70

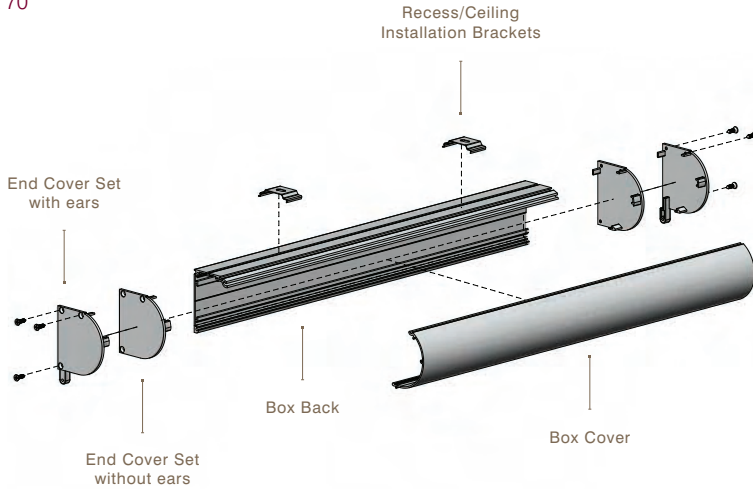
- Slimline projection ideal for smaller windows
- Spring Clip brackets for recess/ceiling fix applications

SB01 | BOX 90

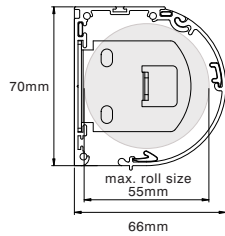
- 90mm projection for a wider range of shade sizes
- Spring loaded brackets for recess/ceiling fix applications

■ SCHEMATIC OVERVIEW

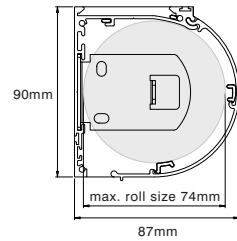
BOX 70



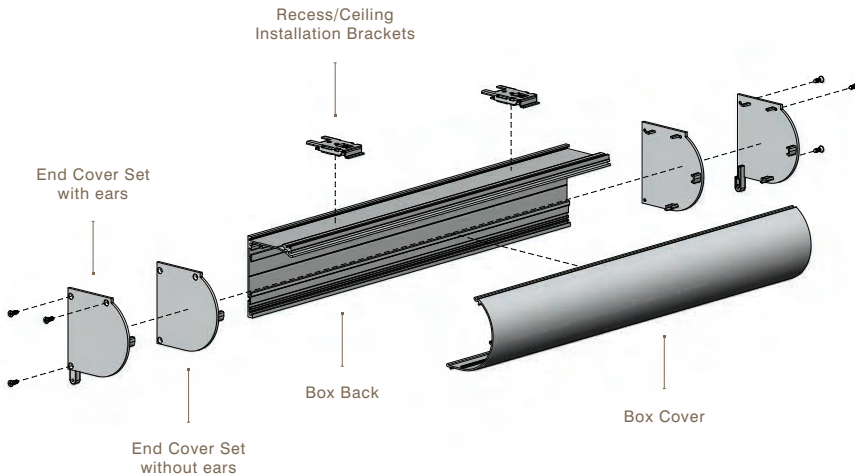
BOX 70 roll size



BOX 90 roll size



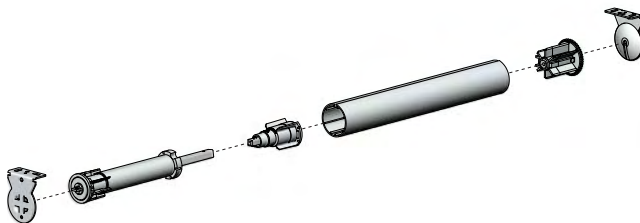
BOX 90



■ CONTROL OPTIONS

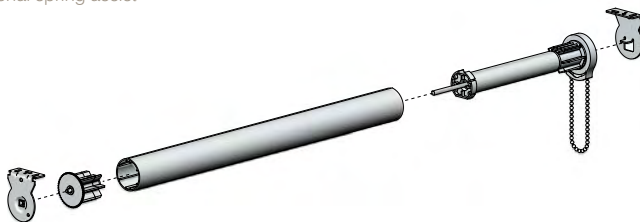
RB01 | STOP SPRING SYSTEM

with optional decelerator




RB07 | CHAIN WINDER SYSTEM

with optional spring assist

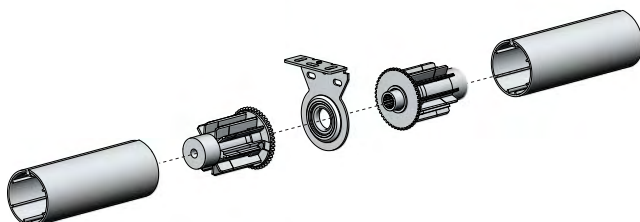


RB40 | 40mm MOTORISED SYSTEM

Use With: Somfy, Elero, Nice, Gaposa, Selve, Becker



RB40 | EASY-LINK SYSTEM



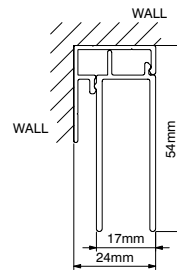
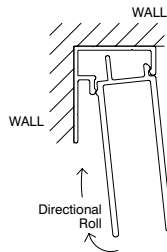
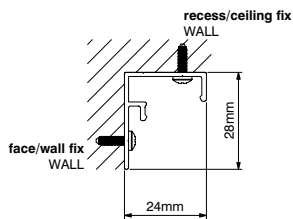
GUIDES + INSTALLATION

BOX 70+90 side guides



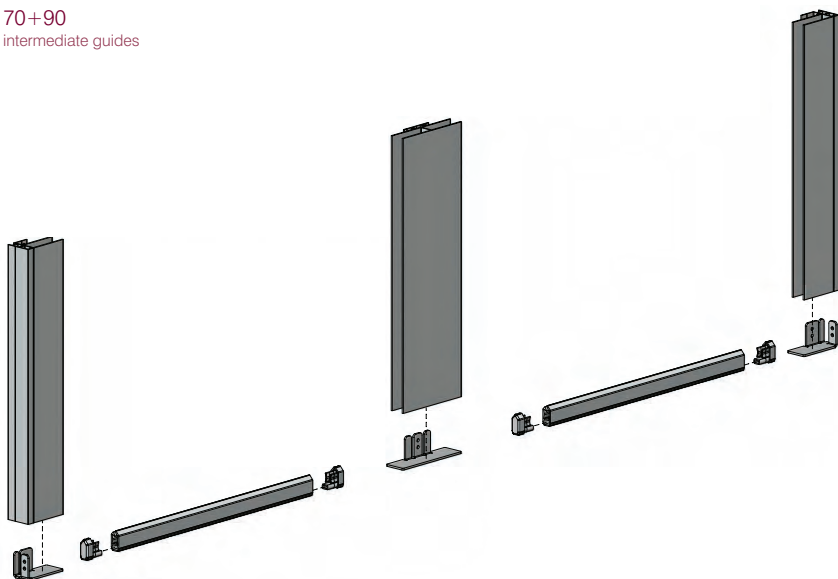
SIDE GUIDE INSTALLATION

- Fix mounting piece for either recess/ceiling or face/wall fix applications.
- Engage the clipping piece and direct as shown.
- Side Guide extrusion is installed and ready to use.

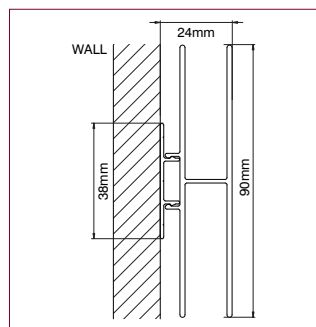
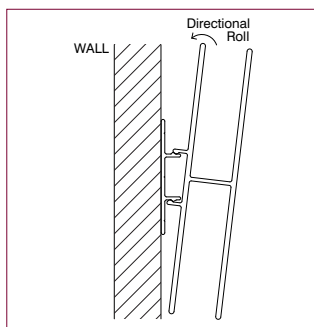
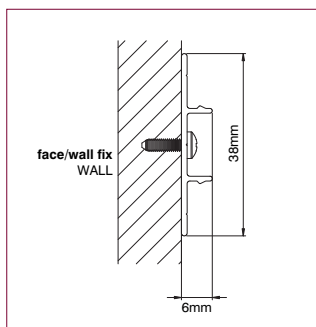


BOX 70+90

side + intermediate guides

**INTERMEDIATE GUIDE INSTALLATION**

- Fix mounting piece for face/wall fix application.
- Engage the clipping piece and direct as shown.
- Intermediate Guide extrusion is installed and ready to use.



AUSTRALIA 110 Northcorp Boulevard, Broadmeadows Victoria 3047 Australia

T +61 3 9355 0100

F +61 3 9355 0110 australia@acmeda.com

EUROPE Via G. Deledda 10/A 20090 Opera (MI) Italy

T +39 2 57 60 34 10

F +39 2 57 60 11 16 europa@acmeda.com