

OVERVIEW: ROUND BOX 90 BLOCKOUT SYSTEM

The Box 90 system incorporates a rounded aluminium cassette box with side rails, to achieve a discrete internal blackout solution. With its smooth and clean rounded finish, it provides an elegant façade to internal roller shade systems. Box 90 is versatile in application, can be used with or without side guides, and has the ability to be controlled with a chain winder, spring or motor.

AESTHETIC FEATURES

- Colour matched hardware and componentry.
- Available in both powder coated and anodised colours.
- Discrete and neat finish.

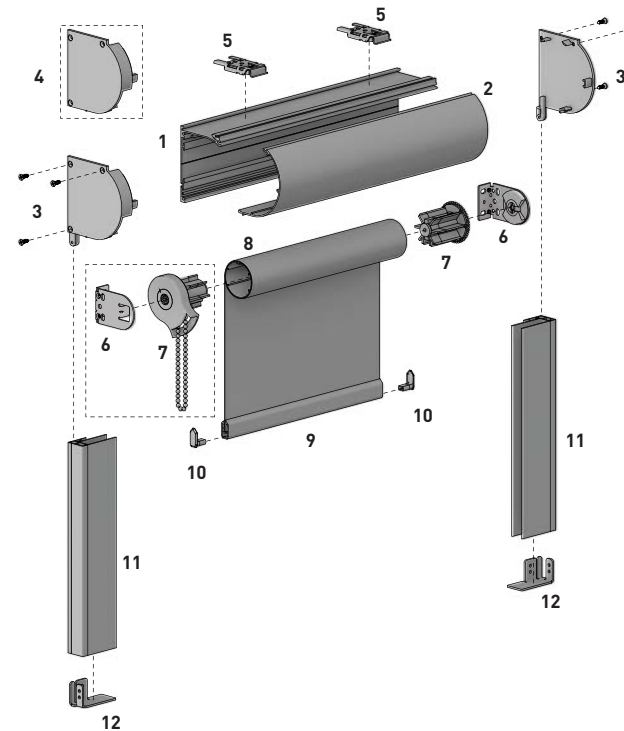
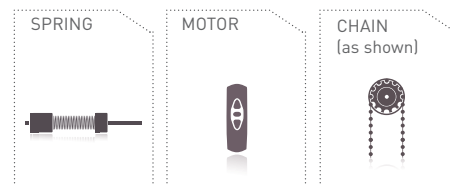
ASSEMBLY / INSTALLATION BENEFITS

- Optional side guides for improved light control.
- Easy to assemble round cassette box.
- Compatible with Easy-Lock range.
- Unique 2pc clip-on side guide allows for easy recess or face installation.
- Removable snap-lock cover allows easy blind installation and maintenance.

FUNCTIONAL BENEFITS

- 74mm (2.91") maximum roll diameter allows for larger shade drops.
- Internal blackout solution.
- Manually operated with chain winder or spring, or motorised.
- 5 year hardware warranty.

CONTROL OPTIONS



SYSTEM INDEX

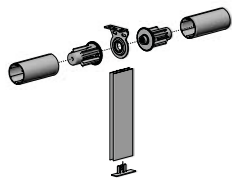
1	Box Round 90 Back
	SB01-9010-xxx480
2	Box Round 90 Cover
	SB01-9022-xxx480
3	Box Round 90 Chain Cntrl End Covers with ears
	SB02-9013-xxx09#
4	Box Round 90 Chain Cntrl End Covers NO ears
	SB02-9011-xxx09#
5	Top Fix Support Bracket
	SB03-9001-020090
6	Easy-Lock Brackets - 40mm + Grub Screws
	RB08-8414-xxx040
7	FIXED GUIDE 90 Chain Winder & Extended Idler
	RB07-4502-xxx090
8	Aluminium Tube - S40 / S45
	RB93-044#-000580
9	Flat Bottom Rail
	RB91-1205-xxx480
10	Flat Bottom Rail Side/Wire Guide End Caps
	RB91-2205-xxx001
11	Blockout 17 Side Guide
	SB04-0110-xxx580
12	Blockout 17 Side Guide Steel Bottom Cap
	SB05-0112-xxx000

= size

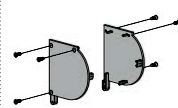
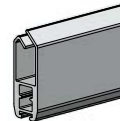
xxx = colour

ADD ON SYSTEMS

EASY-LINK S40/S45



SYSTEM OPTIONS

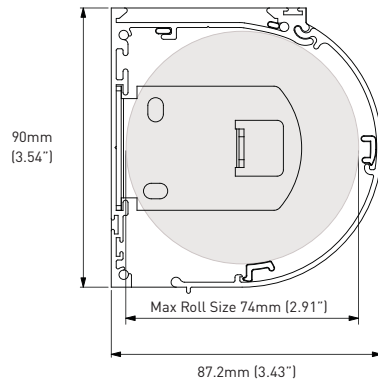
END COVER SET
(no chain guard)HEAVY DUTY
BOTTOM RAIL

COLOUR RANGE

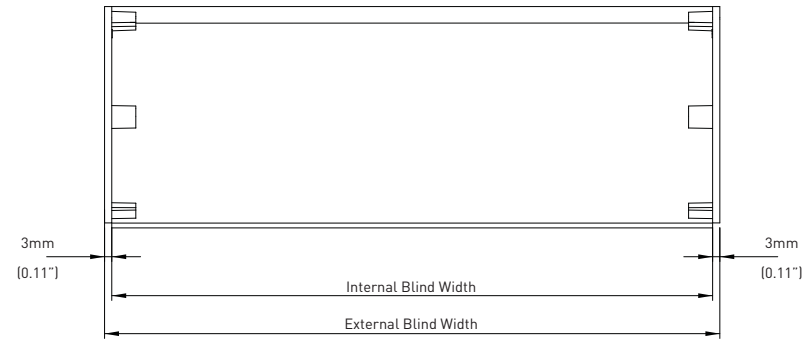


SPECIFICATIONS: ROUND BOX 90 BLOCKOUT SYSTEM

MAX ROLL

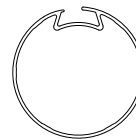
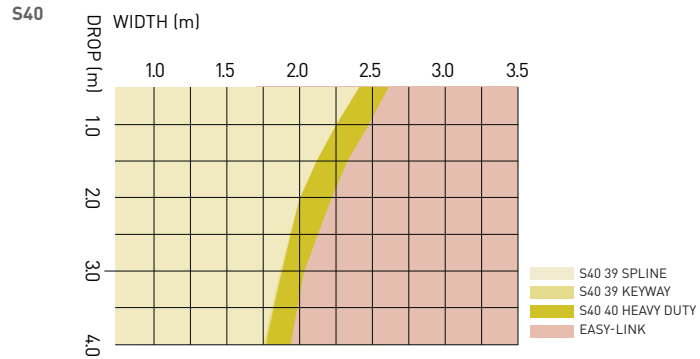


DEDUCTIONS



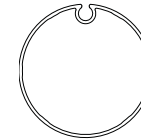
ALUMINIUM TUBES

TUBE CAPACITY CHART



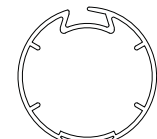
S40 | 39SPLINE
Aluminium Tube

CODE: RB91-0237-000480
with D/S tape RB91-6237-000480
O.D.: 39mm
Length: 4.8 metres



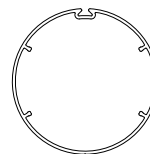
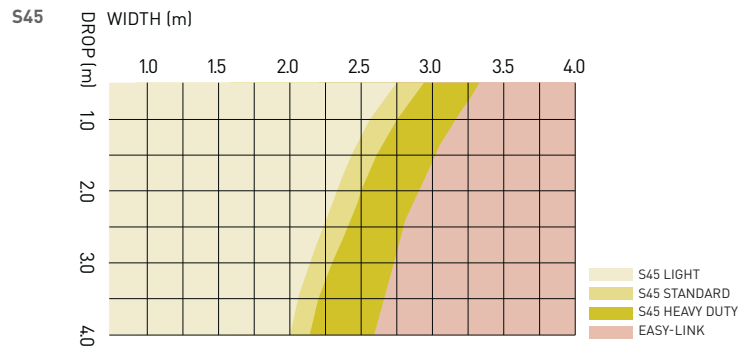
S40 | 39KEYWAY
Aluminium Tube

CODE: RB91-0238-000550
with D/S tape RB91-6238-000550
O.D.: 39mm
Length: 5.5 metres



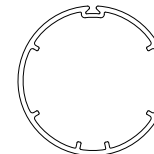
S40 | 40 HEAVY DUTY
Aluminium Tube

CODE: RB91-0240-000550
O.D.: 40mm
Length: 5.5 metres



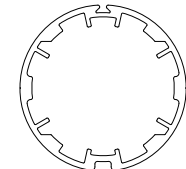
S45 LIGHT
T-Spline Tube

CODE: RB93-0443-000580
with D/S tape RB93-6443-000580
O.D.: 43mm
Length: 5.8 metres



S45 STANDARD
T-Spline Tube

CODE: RB93-0444-000580
with D/S tape RB93-6444-000580
O.D.: 44mm
Length: 5.8 metres



S45 HEAVY DUTY
T-Spline Tube

CODE: RB93-0449-000580
with D/S tape RB93-6449-000580
O.D.: 49mm
Length: 5.8 metres